



VanDutch<sup>®</sup> 

THE ICONIC  
**FUN CRUISER**











VANDUTCH










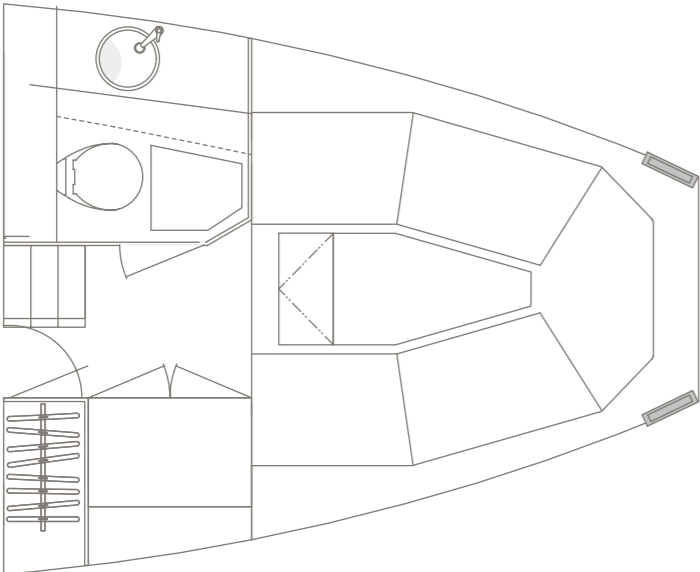






# SPECIFICATIONS

## LOWER DECK



## SPECIFICATIONS

DESIGN HARTFORM YACHT DESIGN  
INTERIOR DESIGN CRISTIANO GATTO

LENGTH 40FT / 12.20M  
BEAM 11.48FT / 3.50M  
DRAUGHT 3FT / 0.95M

DISPLACEMENT 18,739 LBS / 8.5 T

CONSTRUCTION COMPOSITE  
HULL SHAPE V-PLANNING

ENGINES 2X CATERPILLAR C7.1 500BHP  
PROPULSION SHAFT

MAXIMUM SPEED 40KNOTS  
CRUISING SPEED 34KNOTS

FUEL CAPACITY 237G / 900L  
FRESH WATER 52.83 G / 200 L

PASSENGERS 15  
BERTHS 2

CATEGORY CE-B

# SPECIFICATIONS

## HULL & DECK

- Composite hull using vinyl ester vacuum infused resin
- Composite deck using vinyl ester vacuum infused resin
- Large Swim platform with rub rail and integrated swim ladder
- Automated dual-function boarding and swim ladder
- Luxury interior materials for Master cabin lounge furniture
- Engineered sport propellers
- Prop speed propeller treatment
- S-Line Package: Low noise & vibration levels
- Upgraded JL-M Series hardware audio system complete
- Multi-Zone WiFi Enabled Controls
- Self-draining flush deck
- Esthec composite decking (Optional on front deck)
- Fold down mooring cleats (8)
- Smart lock system for fenders (8)
- Fender and line storage box on port side (6)
- Large sun pad on helm-operated automated engine room hatch
- Aft Sun pad is adjustable
- Forward-facing lounge seating with large L-shaped seating with storage underneath, starboard side
- Mid-ship refrigerated deck table with 6 cupholders and wine bottle cooler
- LED ambient floor lighting
- Refrigerator behind helm passenger seat
- Automated (2x) double 'High-Low Pilot' helm seats, with storage underneath, made of carbon shell with quick dry foam and special fabrics and foldable armrests
- Deck seating made of Simtex with quick dry foam and piping around
- Dashboard with integrated beverage holders, controls, engine start/stop buttons, throttle, and double Garmin display units
- Sliding glass cabin panel door
- Carbon windscreen frame, helm with curved tempered glass
- Socket for flagpole
- Fresh water fill cap on portside
- Black water discharge cap on portside
- Fuel fill cap on port side
- Skylight deck hatch in front deck area
- Flush anchor hatch with Automated anchor system, helm and anchor box operated
- Aft shower
- Automated adjustable sun pad backrest
- USB plugs at helm
- LED multi-color underwater lights (4 portside and 4 starboard)

## ELECTRONICS & INSTRUMENTS & COCKPIT FEATURES

- 2x Garmin 17" displays, flush mounted
- Garmin autopilot
- JC20-Joy-stick engine controls
- VC20-Electronics throttle controls
- Engine control display
- Bow thruster
- Stern thruster
- Power steering system
- Engine oil temperature alarm
- Engine cooling temperature alarm
- LED Navigation lights integrated in windscreen frame on port and starboard side and top light on aft side of deck, retractable.
- 14" Steering wheel Isotto™ Italian design
- Interceptor system
- Built in ships horn
- Fusion head unit with premium JL sound system
- Garmin handheld VHF radio
- Garmin VHF antenna
- Garmin GPS antenna
- Garmin Black box
- Wine cooler

## ELECTRICAL SYSTEM

- Electronic switchboard
- Battery switches
- Battery charger
- Battery paralleling for starting
- Service battery 24V/300A
- 220V/110Vplugs
- Shore power cable
- Shore power connection
- Cathode protection by zinc anodes and ground plate

## ENGINE ROOM

- Air extraction fan
- Automated fire extinguishing system
- Automated engine room hatch operated from the helm
- Thermo-acoustic insulation
- Generator 5-7,5 KW

## WATER & BILGE SYSTEM

- Electric freshwater pump
- Automatic bilge pumps
- Manual emergency bilge pump
- Arid® bilge pump system
- Fresh water wash-down point

## SAFETY EQUIPMENT

- Portable fire extinguisher
- Fire alarm system
- Life vests (12)
- Flares
- First aid kit

## CABIN

- Full beam cabin with sliding entry door and 2-steps stairs to top deck
- Dimmable ceiling lights
- USB plugs on either side of bed
- Storage cupboards
- Fixed audio remote
- Flatscreen television on portside wall
- Hide away sliding closet
- Air conditioning
- iPad entertainment control system
- USB plugs on either side of bed

## GALLEY & LOUNGE AREA IN CABIN

- Galley head equipped with refrigerator, sink, microwave
- 2-pit induction cooker
- Stairs to top deck
- L-shaped lounge seating convertible into sleeper bed
- Storage cabinets on port side
- Extraction fan
- L-shaped seating with storage underneath, and overhead storage
- Dimmable ceiling lights
- Wood finished flooring
- Skylight with mosquito screen and blinds
- Air conditioning system
- Day head (The toilet/bathroom that is used by all guests)
- iPad entertainment control system

## ACCESSORIES

- 2-pole Bimini extension aft sunshade
- Cleat covers (Black)
- Personalized fender covers
- Long fender kit
- Monogrammed towel set (8)



VANGUARD DUTCH  MARINE